**Multiple District 103**

**As of October 2026 Cumulative**

| Year | New Clubs | Dropped Clubs | Gain/ Loss Clubs | New Members | Charter Members | Reinstate Members | Transfer Members | Total Member Added | Total Members Dropped | Gain/ Loss Members |
|---|---|---|---|---|---|---|---|---|---|---|
| 2022-2023 | 21 | 39 | -18 | 1,760 | 491 | 139 | 370 | 2,760 | 3,147 | -387 |
| 2023-2024 | 21 | 26 | -5 | 1,860 | 503 | 125 | 287 | 2,775 | 3,234 | -459 |
| 2024-2025 | 16 | 26 | -10 | 1,793 | 341 | 138 | 310 | 2,582 | 2,757 | -175 |
| 2025-2026 | 17 | 18 | -1 | 1,823 | 370 | 129 | 268 | 2,590 | 3,096 | -506 |
| 2026-2027 | 2 | 17 | -15 | 374 | 45 | 41 | 79 | 539 | 615 | -76 |
| **Average** | **15** | **25** | **-10** | **1,522** | **350** | **114** | **263** | **2,249** | **2,570** | **-321** |

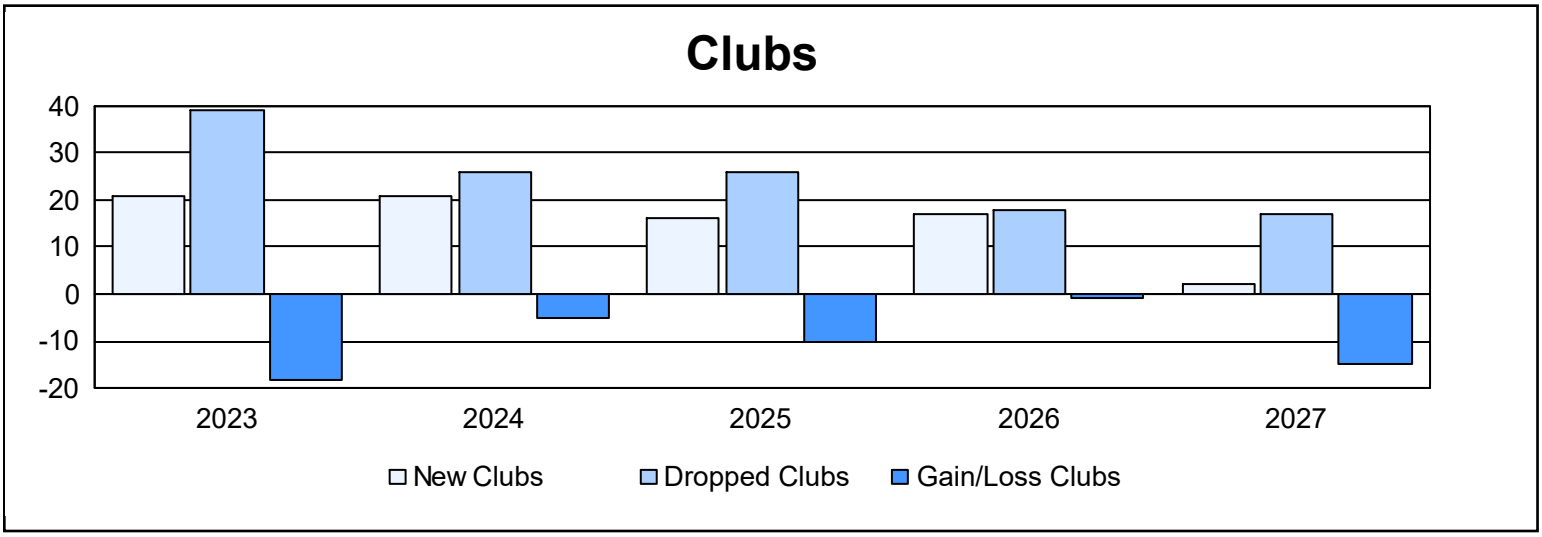


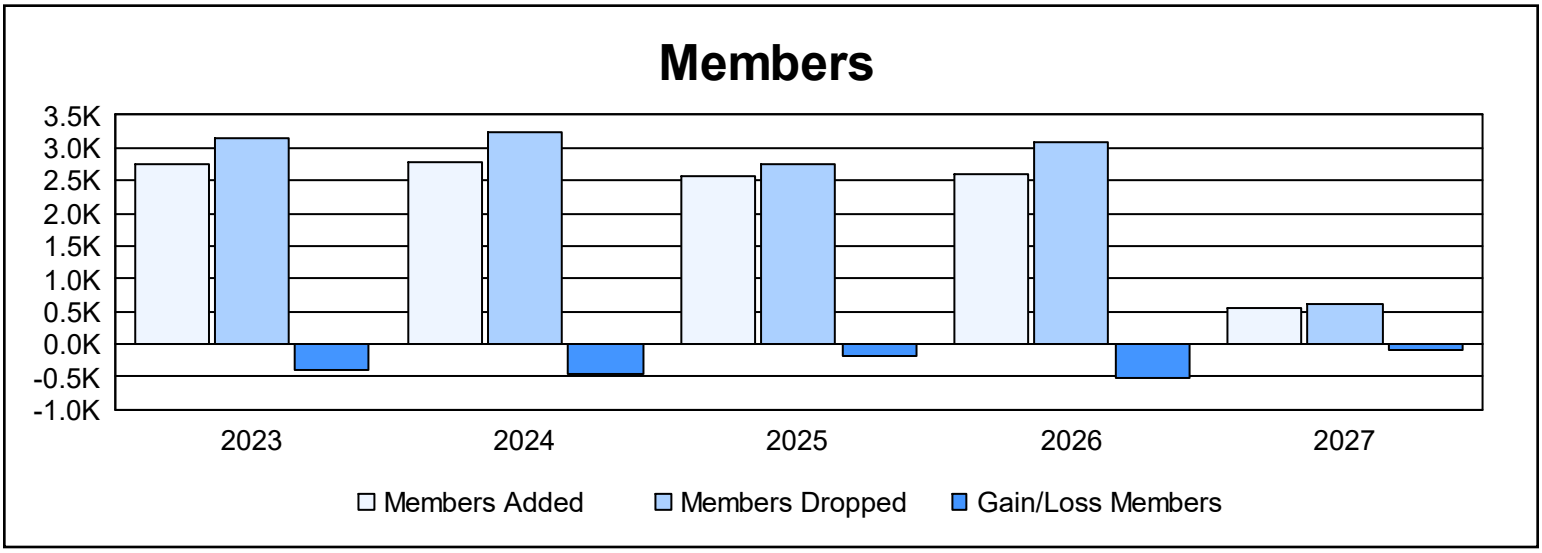

## Membership Composition

October 2026 Cumulative

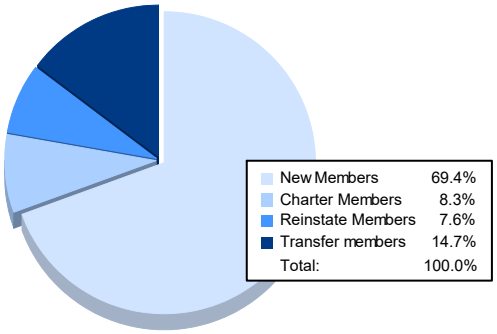

| | |
|---|---|
| New Members | 69.4% |
| Charter Members | 8.3% |
| Reinstate Members | 7.6% |
| Transfer members | 14.7% |
| Total: | 100.0% |

## Gender Composition

October 2026 Cumulative

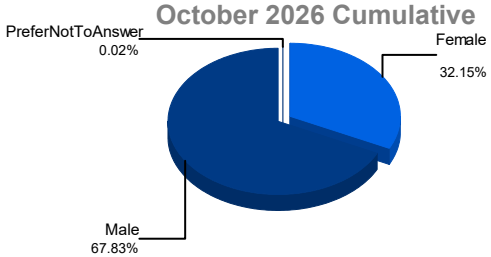


| | |
|---|---|
| Female | 32.15% |
| Male | 67.83% |
| PreferNotToAnswer | 0.02% |
| NonBinary | 0.00% |
| Total: | 100.00% |